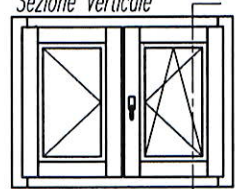


Sezione Verticale



CAUL®

CODICE
SZ051974AA020036

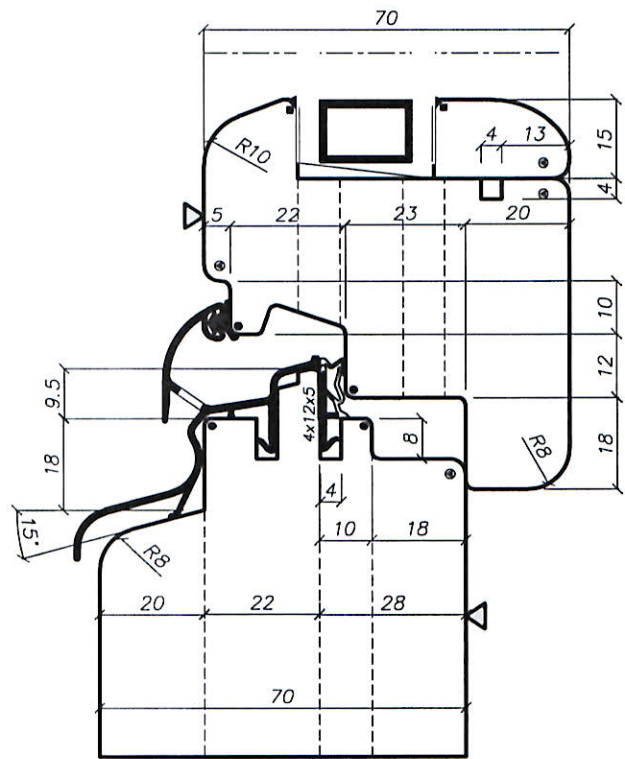
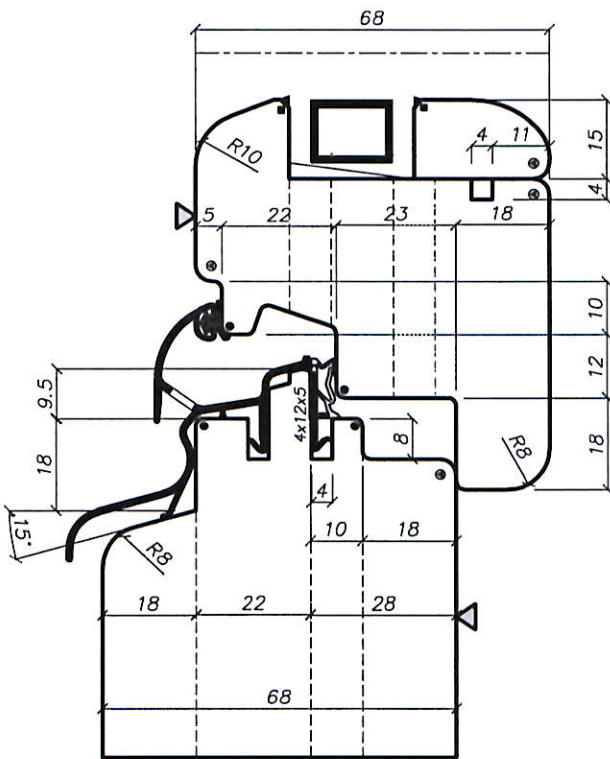
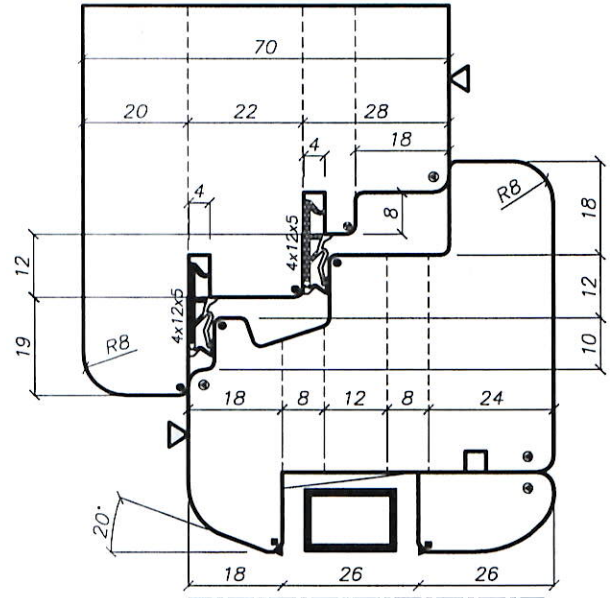
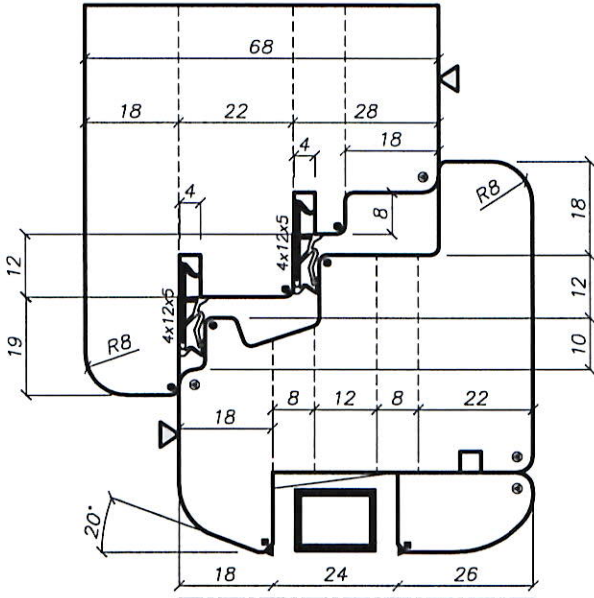
REVISIONE: 00
DATA: 08-09-2005
Scala 1:1
Raggio esterno R=4.5
Raggio interno R=1.5
Incisore interno R=1.5

SPESSORE TELAIO
68mm. 70mm.


SPESSORE BATTENTE
68mm. 70mm.

INFISSO ARIA 12
MODELLO: 500 E1
CLIENTE

□ = 0.5x45'	● = R 1.5
△ = 1.0x45'	○ = R 2.0
■ = 1.5x45'	◐ = R 3.0
▲ = 2.0x45'	◑ = R 4.0
★ = 2.5x45'	◒ = R 4.5
✱ = 3.0x45'	◓ = R 5.0



Sezione Verticale



CAUL®

CODICE
SZ051974AA020036

REVISIONE: 00
DATA: 08-09-2005
Scala 1:1
Raggio esterno R=4.5
Raggio interno R=1.5
Incisore interno R=1.5

SPESORE TELAIO
68mm. 70mm.

SPESORE BATTENTE
68mm. 70mm.

INFISSO ARIA 12
MODELLO: 500 E1
CLIENTE

□ = 0.5x45°	● = R 1.5
△ = 1.0x45°	○ = R 2.0
■ = 1.5x45°	⊙ = R 3.0
▲ = 2.0x45°	⊗ = R 4.0
★ = 2.5x45°	⊕ = R 4.5
✱ = 3.0x45°	⊖ = R 5.0